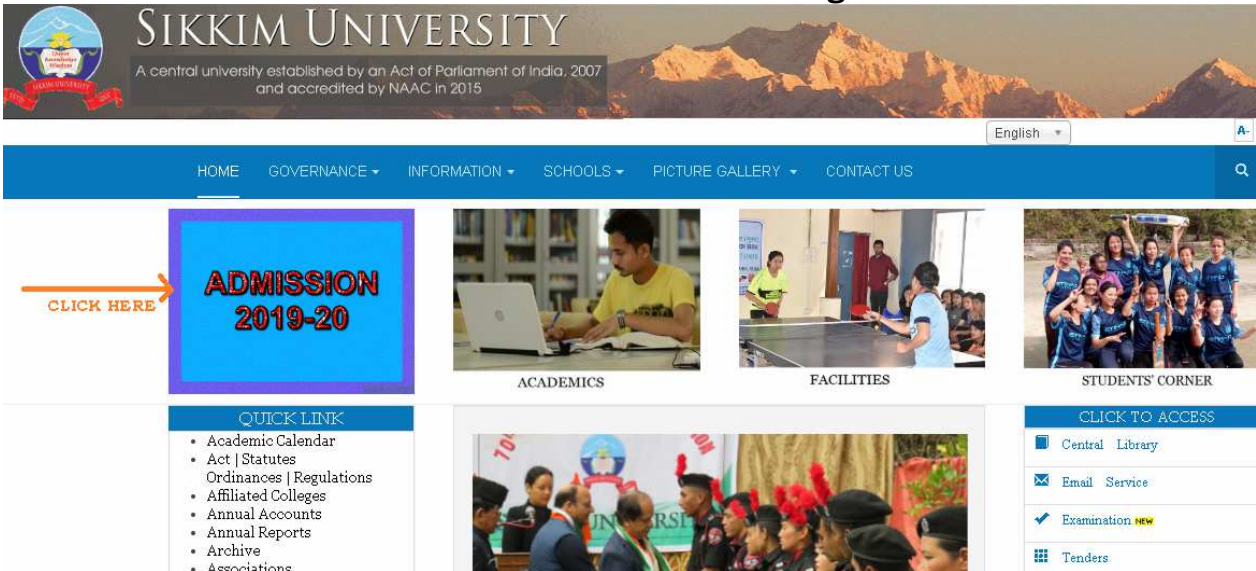


# ADMISSION 2019-20

## HOW TO APPLY ONLINE (STEP BY STEP PICTORIAL GUIDE)

<b>Visit the official website of Sikkim University at <a href="https://www.cus.ac.in">https://www.cus.ac.in</a></b>	
<b>1.</b>	<p><b>Click on the Admissions 2019-19 link at the Home Page</b></p> 
<b>2.</b>	<p><b>Read all documents/points listed in page titled <b>Sikkim University Admissions 2019-20</b>. Download and refer the <b>Prospectus 2019-20</b> for all admissions related information including program duration, intake capacity, vacancy status, minimum eligibility criteria etc. before applying online.</b></p> <p><b>After reading the <b>Prospectus 2019-20</b> and all other points listed in the Sikkim University Admissions 2019-20 page, the candidate can click on the <b>“CLICK HERE TO APPLY”</b> link to apply online.</b></p>
<b>3.</b>	<p><b>Items required while filling up the forms</b></p> <p>a. Scanned copy of passport size applicant’s photograph should be kept ready. The photograph must be a recent passport size color photograph of the applicant taken against a light coloured background. <b>Dimensions - 200 x 230 pixels (preferred) Size of file should be less than 600 Kb. Format – JPEG</b></p> <p>b. Scanned copy of applicant’s signature on a white paper should be kept ready. The signature should be clear and legible. <b>Dimensions- 300 x 100 pixels (preferred), Size of the scanned signature should be less than 600 kb. Format –JPEG.</b></p>

## Sikkim University Admission 2019-20

1. [Admission Notice \(Click here to download\)](#)

2. **Special note for M.Ed. applicants :** "The minimum eligibility for applying to M.Ed programme is B.Ed. Therefore students applying for M.Ed programme must mention the marks obtained in B.Ed in the space provided in the application form for inserting UG marks"

3. [Prospectus 2019-20 for reference \(Click here to download\)](#)

4. **Please read the Prospectus 2019-20 carefully for all admissions related information including department details, course details, course duration, intake capacity, vacancy status, minimum eligibility criteria etc. before applying online.**

5. [How to fill the online application form? \(Click here to download the step by step pictorial guide\)](#)

6. Helpline numbers:

(For general queries) - 7076048093 (Timing - 09:30 A.M. to 05:30 P.M. Monday to Friday)

(For technical queries) - 8597758338 (Timing - 09:30 A.M. to 05:30 P.M. Monday to Friday)

7. Application form submission mode: Online only

8. Payment modes: Online only (Credit card/Debit Card/Net Banking).

9. Important dates

1	Last date for online application submission	11th May 2019
2	Last date of application fee payment using Online payment method (Debit Card / Credit Card / Net banking)	11th May 2019 (upto mid night)

10. Application Fees: General/OBC/EWS: 1000/- SC/ST/PWD: Rs. 500/- (Bank processing charges as applicable)

11. **Important items required before filling up the online application form and other important instructions:**

1	Please download the following documents for ready reference and instructions while filling up and submitting the online application form. Applicants are advised to go through the below documents carefully and thoroughly before filling up and submitting the online application form: <ul style="list-style-type: none"> <li>• <a href="#">Admission Notice</a></li> <li>• Prospectus 2019-20</li> <li>• How to fill the online application form? (<a href="#">Step by step pictorial guide</a>)</li> </ul>
2	Scanned copy of passport size applicant's photograph should be kept ready. Format as given below: <ul style="list-style-type: none"> <li>• The photograph must be a recent passport size color photograph of the applicant taken against a light coloured background.</li> <li>• Dimensions - 200 x 230 pixels (preferred)</li> <li>• Size of file should be less than 600 Kb.</li> <li>• Format - JPEG</li> </ul>
3	Scanned copy of applicant's signature on a white paper should be kept ready. Format as given below: <ul style="list-style-type: none"> <li>• The signature should be clear and legible</li> <li>• Dimensions- 300 x 100 pixels (preferred)</li> <li>• Size of the scanned signature should be less than 600 kb.</li> <li>• Format - JPEG</li> </ul>
6	It is recommended to use a computer with a stable internet connection while filling up and submitting the online application form in order to ensure that online form submission and the payment process is completed successfully. Preferred browser: Latest version of Mozilla Firefox. ( <a href="#">You can download the browser application here</a> )
7	Applicants are advised to carefully verify the filled in information before submitting the application form to avoid calculation error, upload error, typographical error etc.

**12. Please take a colour printout of the online registration slip once the payment process is complete. It will be mandatorily required during Entrance test(for applicable courses) and document verification process.**

Undertaking: "I do hereby declare that all the statements made in the application are true, complete and correct to the best of my knowledge and belief. I am duly aware that in the event of any particulars or information furnished by me is found to be false/incorrect/incomplete or if I am found indulging in some unlawful act at any time during the course period, my candidature is liable to be summarily rejected/cancelled."

Additional undertaking for students whose results are awaited: "I, having been permitted to be provisionally admitted to Sikkim University hereby undertake to produce the proof of having successfully qualified in the final qualifying examination with requisite percentage of marks within 25<sup>th</sup> July 2019 failing which I shall forthwith vacate the seat and shall have no claim for refund of fees already paid."

Last date of online application: **11-May-2019** till midnight.

[CLICK HERE TO APPLY](#) ← [LINK TO APPLY](#)

5.

After clicking on "**CLICK HERE TO APPLY**" in the last step, the Online Admission portal opens. Here, the candidate should register themselves using a valid email id and password by clicking on the New User? Sign Up here link. This link will take the candidate to the Registration Form.

Sikkim University Admissions

General Queries: (+91-7076048093)  
Technical Queries: (+91-8597758338)

About Us Openings / Courses

SIKKIM UNIVERSITY  
ADMISSION 2019-20  
For details, please visit: <https://cus.ac.in>

Admissions Open for

Please Select the Department below

Select any one

- Anthropology
- Bhutia
- Botany
- Chemistry
- Chinese
- Commerce
- Computer Applications

Already Applied?

Registered Applicant

Email:

Password:

Login

New User? Sign Up here  
Forgot password

**step1:**  
For first time applicant click on  
New User ? sign up here

6.

After filling the required information in the registration form, candidates can click on the **Sign Up** link to submit their registration info.

## REGISTRATION FORM

Please provide the following details.

You will need this to Login to the portal.

VALID EMAIL ID IS NECESSARY AS CONFIRMATION  
EMAIL WILL BE SEND ON THE SAME EMAIL

Email ID\*

:



Name\*

:



Password\*

:



Confirm Password\*

:



Mobile\*

:



Please enter

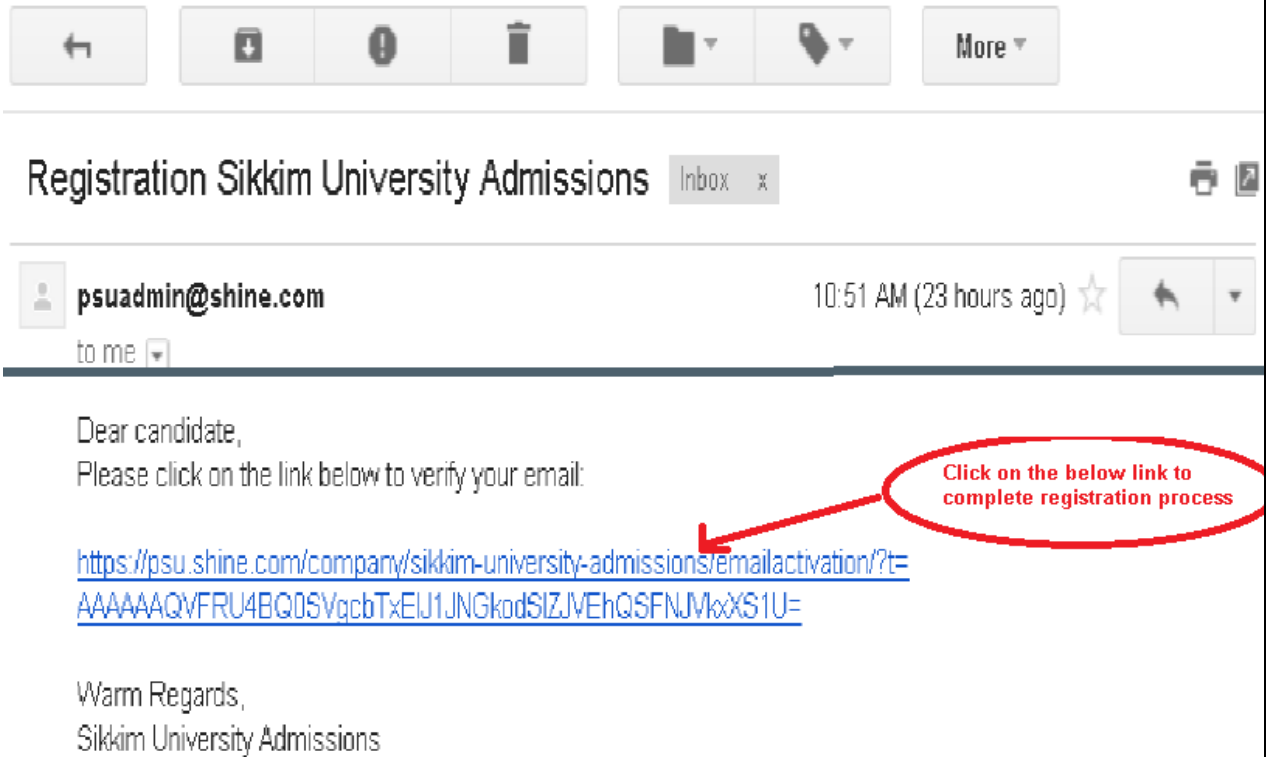
:

What is 8 - 2?

Sign Up



7. **The candidates will then receive a confirmation in the email address provided during the registration. By clicking on the link provided in the email, the registration process is completed and candidates can login to apply.**



The screenshot displays an email client interface. At the top, there is a toolbar with icons for back, forward, search, delete, and other actions. Below the toolbar, the email title is "Registration Sikkim University Admissions" with an "Inbox x" label. The sender is identified as "psuadmin@shine.com" and the time is "10:51 AM (23 hours ago)". The recipient is "to me". The main body of the email contains the following text:

Dear candidate,  
Please click on the link below to verify your email:

<https://psu.shine.com/company/sikkim-university-admissions/emailactivation/?t=AAAAAQVFRU4BQ0SVgcbTxEU1JNGkodSIZJVEhQSFNJMkXS1U=>

Warm Regards,  
Sikkim University Admissions

A red oval highlights the registration link, with a red arrow pointing to it and the text "Click on the below link to complete registration process".

8. After logging into the Online Admission portal, Click on Openings/Courses. The candidates can view the list of departments from the Openings drop down menu.

The screenshot shows the Sikkim University Admissions portal. At the top right, there is a 'Sign Out' button and contact information for General and Technical queries. A navigation menu includes 'About Us', 'Openings / Courses', and 'My Applied Page'. The 'Openings / Courses' menu item is highlighted with a red box and an arrow pointing to it, with a callout box stating '1. click on Opening'. Below the navigation, there is a banner for 'SIKKIM UNIVERSITY ADMISSION 2019-20' with the website 'https://cus.ac.in'. Underneath, there is a section titled 'Admissions Open for' followed by a dropdown menu. The dropdown menu is open, showing a list of departments: Anthropology, Bhutia, Botany, Chemistry, Chinese, and Commerce. The dropdown arrow is circled in red, with a callout box stating '2. Click here to get the list of Department'. The text 'Please Select the Department below' is also circled in red.

9. By clicking on a particular department, the list of courses available in the department will be listed. Before applying online, please read the Admission Notice and Prospectus 2019-20 carefully for all admissions related information including program duration, intake capacity, vacancy status, minimum eligibility criteria etc. Click on the View Details link to enter into the preferred course.

The screenshot shows the Sikkim University Admissions portal for the MA/M.Sc- Anthropology course. The course title is 'MA/M.Sc- Anthropology'. Below the title, there is a calendar icon and the text 'Last Date to apply - 11th May, 2019'. Underneath, there is a section titled 'DESCRIPTION'. At the bottom right, there is a blue 'Apply Now' button, which is circled in orange with an arrow pointing to it.

10. Click on the Apply Now link to open the application form. And fill up all the details.



### APPLICATION FORM

#### Level Of Course / Post: MA/M.Sc- Anthropology

##### Personal Information FORM 1

**Department Name\***

**Course Name\***

**Name of the Candidate\***

**Blood Group\***

**Date of Birth\***

**Age as on 01-04-2019**

**Mother's Name\***

**Father's Name\***

**Gender\***

**Mobile No.\***

**Email\***

**Nationality\***

**Category\***

**Address of Correspondence\***

**State\***

**If Others, Please provide details-**

**Pin Code\***

**Permanent address\***

**Permanent address state\***

**If Others, Please provide details**

**Permanent address pincode\***

**Differently Abled**

**Differently Abled Person(FN)**

**Religion\***

**Have you participated in National Service Scheme(NSS)\***  Yes  No

##### Qualification details - X or Equivalent Form-2

**Class X Year of Passing\***

**Class X Percentage\***

If your marks is in CGPA, please convert to equivalent percentage as per your CGPA score and CGPA Scale

**Class X Name of the institution\***


**Class X Board/University\***

**Class X Subject Combination\***

**Class X Division\***

##### Qualification details - XII or Equivalent Form-4

**Class XII Year of Passing\***

<p>11.</p>	<p><b>After filling up the entire Application form properly Click on Save and then Click Proceed button.</b></p>  <p>After filling up the form 1. Click on SAVE Button then 2. Click PROCEED Button</p>
<p>12.</p>	<p><b>After clicking <b>Proceed</b> button your filled up form will appear. It is advised to check and verify filled up details properly as you will not be able to <b>Edit</b> the application form once you click on <b>Submit</b> button. Click to Submit only once you check all the data.</b></p> 